



Home appliances

TESLA

For every day  
and every home

Our home is our favorite place in the world; a space in which we always want to feel safe, comfortable and satisfied. Tesla home appliances help make us feel like this every day – a great selection of models, affordable devices and contemporary technological solutions are made to fit every space, allowing us more free time for things that are truly important.





# Laundry machines

## Make it clean

From your favorite going out outfit, a wool sweater for quiet evenings at home, all the way to baby clothes – Tesla laundry machines are here to support you every step of the way. Practical and simple to maintain, with different options for washing and drying, they add freshness and comfort to your days.







### Start delay

Did you know that you can schedule a program to start in advance, at any moment in the next 24 hours?



### Baby Care

Use this program to wash baby clothes: it cleans efficiently, so baby's sensitive skin is protected to the maximum.



### One-hour wash & dry

You can use this program for smaller quantities of synthetic fabrics or shirts - limited to one kilogram. It's perfect for emergencies, as it takes only 60 minutes.



### Daily wash 15'

This short cycle is used to wash smaller quantities of slightly dirty laundry in only 15 minutes, saving electrical energy in the process.



### Wool

The Woolmark Company has approved this drying cycle for wool-made laundry which can be dried in dryers.



#### Front-loading washing machine / WF60831M

**Washing capacity:** 6.5 kg  
**Spin speed:** 800  
**Dimensions (WxHxD):** 595 x 850 x 400  
**Energy class:** A++ / E



#### Front-loading washing machine / WF71231M

**Washing capacity:** 7 kg  
**Spin speed:** 1200  
**Dimensions (WxHxD):** 595 x 850 x 400  
**Energy class:** A++ / E



#### Front-loading washing machine / WF81492M

**Washing capacity:** 8 kg  
**Spin Speed:** 1400  
**Dimensions (WxHxD):** 595 x 850 x 565  
**Energy class:** A+++ / B, inverter motor



#### Front-loading washing machine / WF61062M

**Washing capacity:** 6.5 kg  
**Spin speed:** 1000  
**Dimensions (WxHxD):** 595 x 850 x 400  
**Energy class:** A++ / E



#### Front-loading washing machine / WF71261M

**Washing capacity:** 7 kg  
**Spin speed:** 1200  
**Dimensions (WxHxD):** 595 x 850 x 400  
**Energy class:** A++ / E



#### Front-loading washing machine / WF81493M

**Washing capacity:** 8 kg  
**Spin speed:** 1400  
**Dimensions (WxHxD):** 595 x 850 x 565  
**Energy class:** A+++ / B, inverter motor







**Top-loading washing machine / WL71291M**

**Washing capacity:** 7 kg  
**Spin Speed:** 1200  
**Dimensions (WxHxD):** 400 x 875 x 610  
**Energy class:** A+++ / D



**Washer dryer / WW85460M**

**Washing capacity:** 8 kg  
**Drying capacity:** 5 kg  
**Spin Speed:** 1300  
**Energy class:** B / E



**Tumble dryer / WT8C90M**

**Drying capacity:** 8 kg  
**Technology:** Condensing  
**Dimensions (WxHxD):** 595 x 845 x 615  
**Energy class:** B



**Washer dryer / WW86491M**

**Washing capacity:** 8 kg  
**Drying capacity:** 6 kg  
**Spin Speed:** 1400  
**Energy class:** B/E, inverter motor



**Tumble dryer / WT8C60M**

**Drying capacity:** 8 kg  
**Technology:** Condensing  
**Dimensions (WxHxD):** 595 x 845 x 615  
**Energy class:** B



**Tumble dryer / WT8H90M**

**Drying capacity:** 8 kg  
**Technology:** Condensing with a heat pump  
**Dimensions (WxHxD):** 595 x 845 x 640  
**Energy class:** A++





# Dishwashers

You have better things to do

Who will take care of the dishes? Your new Tesla dishwasher! Forget about piles of unwashed dishes and hours spent in the kitchen while cleaning them: spend your free time with people you love the most, doing things you enjoy the most.







### Different programs

Seven different washing programs (*Intensive, Normal, ECO, Glasses, 90 minutes, Rapid and Soaking*) along with eight different temperatures, provide efficient solutions for all kinds of dirty dishes.



### Rapid Program

A shorter washing program, used for slightly soiled dishes that need no drying.




### Quiet Operation

You'll forget the dishwasher is on, and the dishes will be squeaky clean.



### Start Delay

Did you know you can schedule the dishwasher start time up to 24 hours in advance? Each time you press the button, the start is delayed for an hour.



Dishwasher / WD631M

**Washing capacity:** 12  
**Number of programs:** 4  
**Noise level:** 52 db  
**Energy class:** A+ / E



Dishwasher / WD431M

**Washing capacity:** 9  
**Number of programs:** 4  
**Noise level:** 49 db  
**Energy class:** A++ / E



Dishwasher / WDI661M

**Washing capacity:** 12  
**Number of programs:** 4  
**Noise level:** 49 db  
**Energy class:** A++ / E



Dishwasher / WD661M

**Washing capacity:** 12  
**Number of programs:** 7  
**Noise level:** 49 db  
**Energy class:** A++ / E



Dishwasher / WD461M

**Washing capacity:** 9  
**Number of programs:** 7  
**Noise level:** 49 db  
**Energy class:** A++ / E



Dishwashere / WDI461M

**Washing capacity:** 9  
**Number of programs:** 4  
**Noise level:** 49 db  
**Energy class:** A++ / E



Dishwasher / WD661MX

**Washing capacity:** 12  
**Number of programs:** 7  
**Noise level:** 49 db  
**Energy class:** A++ / E



Dishwasher / WD461MX

**Washing capacity:** 9  
**Number of programs:** 7  
**Noise level:** 49 db  
**Energy class:** A++ / E





# Refrigerators and freezers

## Freeze your favorite moments

Fresh groceries are an important part of every meal, whether you are making a simple sandwich or trying out the most complicated recipes. In every case, you'll need reliable Tesla refrigerators and freezers to keep things cool: they come in various models, ready to cater to all of your needs.







### Total No-Frost

Forget about a manual defrosting! Smart sensors installed in our refrigerators and freezers will take care of everything.



### DC Inverter Compressor

Compressor is the heart of every fridge. The inverter one allows for a more balanced temperature, energy savings and 20 percent faster cooling.



### Fresh Preservation System PST+

Plasma Sterilization Technology helps food, fruit and vegetables to stay fresh and last longer. PST+ technology affects ion production, making microorganisms biologically inactive.



### Multi Air-Flow

Powerful Multi Air-Flow system distributes the cool air evenly inside the fridge, balancing the temperature in its every part.



Mini bar / RS0400M1

**Net volume:** 43 L  
**Dimensions (mm):** 472 x 492 x 450  
**Cooling technology:** Manual Defrost  
**Energy class:** A+ / F



Single door refrigerator / RS0905H1

**Net volume:** 83 + 10 L (Ice Box)  
**Dimensions (mm):** 480 x 840 x 500  
**Cooling technology:** Manual Defrost  
**Energy class:** A+ / F



Single door refrigerator / RS2000M1

**Net volume:** 179 + 17 L (freezer)  
**Dimensions (mm):** 550 x 1232 x 575  
**Cooling technology:** Manual Defrost  
**Energy class:** A+ / F



Single door refrigerator / RS0903M1

**Net volume:** 93 L  
**Dimensions (mm):** 472 x 850 x 450  
**Cooling technology:** Manual Defrost  
**Energy class:** A+ / F



Single door refrigerator / RS1100M1

**Net volume:** 97 + 16 L (freezer)  
**Dimensions (mm):** 553 x 845 x 574  
**Cooling technology:** Manual Defrost  
**Energy class:** A++ / F



Single door refrigerator / RS2300H1

**Net volume:** 204 + 14 L (freezer)  
**Dimensions (mm):** 550 x 1420 x 580  
**Cooling technology:** Automatic Defrost  
**Energy class:** A+ / F



Single door refrigerator / RS0904H1

**Net volume:** 88 L  
**Dimensions (mm):** 480 x 850 x 445  
**Cooling technology:** Manual Defrost  
**Energy class:** A+ / F



Single door refrigerator / RS1300M1

**Net volume:** 131 L  
**Dimensions (mm):** 553 x 845 x 574  
**Cooling technology:** Manual Defrost  
**Energy class:** A+ / F



Single door refrigerator / RS2400M1

**Net volume:** 230 L  
**Dimensions (mm):** 550 x 1430 x 580  
**Cooling technology:** Manual Defrost  
**Energy class:** A+ / F



Double door refrigerator / RD1600H1  
**Net volume:** 112 + 39 L  
**Dimensions (mm):** 500 x 1230 x 580  
**Cooling technology:** Automatic Defrost  
**Energy class:** A+ / F



Double door refrigerator / RD2100MS1  
**Net volume:** 163 + 41 L  
**Dimensions (mm):** 550 x 1430 x 550  
**Cooling technology:** Manual Defrost  
**Energy class:** A+ / F



Combi refrigerator / RC3200FHX1  
**Net volume:** 210 + 83 L  
**Dimensions (mm):** 600 x 1850 x 600  
**Cooling technology:** Total No Frost  
**Energy class:** A+ / F



Double door refrigerator / RD2101H1  
**Net volume:** 169 + 37 L  
**Dimensions (mm):** 550 x 1420 x 580  
**Cooling technology:** Automatic Defrost  
**Energy class:** A+ / F



Double door refrigerator / RD2400M1  
**Net volume:** 194 + 41 L  
**Dimensions (mm):** 550 x 1590 x 550  
**Cooling technology:** Manual Defrost  
**Energy class:** A+ / F



Combi refrigerator / RC4200FMX1  
**Net volume:** 316 + 119 L  
**Dimensions (mm):** 700 x 1880 x 666  
**Cooling technology:** Total No Frost  
**Energy class:** A+ / F



Double door refrigerator / RD2100M1  
**Net volume:** 163 + 41 L  
**Dimensions (mm):** 550 x 1430 x 550  
**Cooling technology:** Manual Defrost  
**Energy class:** A+ / F



Double door refrigerator / RC3100H1  
**Net volume:** 219 + 96 L  
**Dimensions (mm):** 600 x 1850 x 600  
**Cooling technology:** Automatic Defrost  
**Energy class:** A+ / F



Side-by-side refrigerator / RB5101FHX1  
**Net volume:** 347 + 185 L  
**Dimensions (mm):** 900 x 1770 x 700  
**Cooling technology:** Total No Frost  
**Energy class:** A+ / F



Side-By-Side Refrigerator / RM3400FHX1  
**Net volume:** 237 + 125 L  
**Dimensions (mm):** 790 x 1800 x 620  
**Cooling technology:** Total No Frost  
**Energy class:** A+ / F



Vertical freezer / RU0900M1  
**Net volume:** 83 L  
**Dimensions (mm):** 553 x 845 x 574  
**Number of drawers:** 3  
**Energy class:** A+ / F



Horizontal freezer / RH2000M1  
**Net volume:** 198 L  
**Dimensions (mm):** 816 x 850 x 550  
**Freezing capacity:** 9kg/24h  
**Energy class:** A+ / F



Side-by-side refrigerator / RM6400FMX1  
**Net volume:** 441 L Fridge + 97,5 L Freezer + 97,5 L  
Variable Temperature Compartment  
**Dimensions (mm):** 905 x 1935 x 775  
**Cooling technology:** Total No Frost  
**Energy class:** A+ / E



Vertical freezer / RU1600H1  
**Net volume:** 180 L  
**Dimensions (mm):** 550 x 1420 x 580  
**Number of drawers:** 6  
**Energy class:** A+ / F



Horizontal freezer / RH2000M1  
**Net volume:** 198 L  
**Dimensions (mm):** 816 x 850 x 550  
**Freezing capacity:** 9kg/24h  
**Energy class:** A+ / F






# Freestanding cookers

## Center of the family meal

From the earliest childhood memories associated with cookies and vanilla, all the way to adulthood - when we are trying out our own versions of traditional recipes: Tesla freestanding cookers allow you to enjoy various culinary experiments and prepare meals for all generations.






### Easy to Clean

The inside of the oven is made out of one piece, with invisible intersections, which creates an easy-to-clean, smooth surface.




### Double Glass Door

Modern heat-reflective double glass door makes the oven exterior safe to touch.



### Removable Door

Every Tesla freestanding cooker has an oven with easily removable door, allowing easy access and cleaning.



### Easy Maintenance

Scratch resistant and smooth ceramic glass surface enables easy cleaning of the hot plates. Plus, it brings a hint of elegance into your kitchen!



**FS Cooker / CS5400SW/X**  
**Dimensions (mm):** 500 x 850 x 550  
**Oven:** Conventional with grill  
**Type of hob:** 4 hot plates (2 rapid)  
**Color:** White/Inox



**FS Cooker / CV5400SW/X**  
**Dimensions (mm):** 500 x 850 x 600  
**Oven:** Fan assisted with grill  
**Type of hob:** Vitroceramic with 4 zones  
**Color:** White/Inox



**FS Cooker / CS6400SW/X**  
**Dimensions (mm):** 600 x 850 x 600  
**Oven:** Conventional with grill  
**Type of hob:** 4 hot plates (2 rapid)  
**Color:** White/Inox



**FS Cooker / CV6400SW/X**  
**Dimensions (mm):** 600 x 850 x 600  
**Oven:** Fan assisted with grill  
**Type of hob:** Vitroceramic with 4 zones  
**Color:** White/ Inox





# Built-in ovens

## Efficiency and elegance

With Tesla built-in ovens that combine practicality and sophistication, your favorite meals will not only go along perfectly with a bottle of wine - but with your kitchen interior too. Easy to use and elegantly designed, they will soon become an irreplaceable part of your culinary adventures!





### Easy Cleaning

The inside of the oven is made out of one piece, with invisible intersections, which creates an easy-to-clean, smooth surface.



### 3D Function

This option allows the heat to flow evenly, quickly raising the temperature in the oven.



### Removable Doors

Every Tesla built-in oven comes with an easily removable door, allowing easy access and cleaning.



### Telescopic Sliders

Telescopic system with sliders enables easy shelf removal and safe access.



#### Built-in oven / B0300SX

**Capacity:** 70 L

**Color:** Black Glass

**Number of functions:** 4, static

**Control:** Mechanical



#### Built-in oven / B0700SX

**Capacity:** 56 L

**Color:** Inox

**Number of functions:** 6, Fan assisted

**Control:** Display



#### Built-in oven / B0900SX

**Capacity:** 80 L

**Color:** Inox

**Number of functions:** 9, Multifunctional

**Control:** Display



#### Built-in oven / B0600SX

**Capacity:** 60 L

**Color:** Inox

**Number of functions:** 6, Fan assisted

**Control:** Mechanical with timer



#### Built-in oven / B0800SX

**Capacity:** 60 L

**Color:** Inox

**Number of functions:** 8, Fan assisted with grill

**Control:** Display





# Cooktops

## Heat up the atmosphere

Tesla cooktops open countless possibilities for simple and safe food preparation process that you will surely enjoy. Use less space - but add more taste to your days.







## Quick and efficient cooking

Our induction cooktops transfer heat evenly to your cookware. When compared to standard ones, Tesla induction cooktops with turbo boosters can cut the cooking time down by 56% and energy consumption by 43%.



## Cooler surface

Induction cooktops are much easier to clean than the ceramic glass ones, as the cool-off time is shorter and only the surface with the cookware on is heated.



## Schott Ceran Glass

Tesla cooktops are made from high-quality Schott Ceran® glass ceramics, quite resistant to scratching or breaking, which means it will look brand new for a long time.



## Safety first

Safety first! We've paid special attention to safety of our cooktops with gas burners. Each of them is equipped with a "Flame Failure Safety Device" which prevents gas leakage and potentially dangerous situations.



Induction cooktop / HI3200SB

**Number of heating zones:** 2  
**Dimensions:** 288x520x58  
**Control:** Touch Sensor  
**Special characteristics:** Timer



Glass-ceramic cooktop / HV6400SB

**Number of heating zones:** 4  
**Dimensions:** 590x520x60  
**Control:** Sensor Touch  
**Special characteristics:** Timer



Glass-ceramic cooktop / HV6400MB

**Number of heating zones:** 4  
**Dimensions:** 590x520x55  
**Control:** Sensor Touch  
**Special characteristics:** Child Lock, Auto switch off, Residual heat indicator




Glass-ceramic cooktop / HV3200SB

**Number of heating zones:** 2  
**Dimensions:** 300x520x60  
**Control:** Sensor Touch  
**Special characteristics:** 1 extended zone



Induction cooktop / HI6300MB

**Number of heating zones:** 3  
**Dimensions:** 590x520x60  
**Control:** Sensor Touch  
**Special characteristics:** Schott Ceran glass, beveled edge



Glass-ceramic cooktop / HV6410MX

**Number of heating zones:** 4  
**Dimensions:** 590x520x55  
**Control:** Sensor Touch  
**Special characteristics:** 2 extended zones, Schott Ceran glass, beveled edge




# Hoods

## Only smells you love in the air

The recipe for your Sunday lunch should stay in the cookbook – not linger on your clothes, curtains and furniture. Throughout all of your cooking adventures, keep only the smells you love in the air, and leave others to powerful Tesla hoods.







### ALU filters

Our ALU filters are safe to be washed in dishwashers.



### Motor power design

Thanks to a special motor design, our hoods work energy efficiently, keeping the noise level low. Depending on your kitchen size, choose between different levels of ventilation power.



### Telescopic chimney

No matter how high your ceiling is, with the help of telescopic chimney you can use different models of hoods. The inner chimney can extend out to any preferred height.



### LED lighting system

When compared to conventional lighting systems, LED powered lighting consumes less energy. It also adds to the elegant look and a unique atmosphere of your kitchen!



#### Kitchen hood / DB600SX

**Suction power:** 280 m<sup>3</sup>/h  
**Width (mm):** 600  
**Color:** Inox, White, Black  
**Special characteristics:** 65 dB, 2 Aluminum Filters, 3 speeds



#### Telescopic hood / DT620SX

**Suction power:** 460 m<sup>3</sup>/h  
**Width (mm):** 600  
**Color:** Inox  
**Special characteristics:** 2 motors




#### Decorative hood / DD600SB

**Suction power:** 500 m<sup>3</sup>/h  
**Width (mm):** 600  
**Color:** Black Glass  
**Special characteristics:** Touch Control, Filter Sensor, LED Lights, Timer



#### Telescopic hood / DT600SX

**Suction power:** 280 m<sup>3</sup>/h  
**Width (mm):** 600  
**Color:** Inox  
**Special characteristics:** 65 dB, Aluminum Filters, 3 speeds



#### Chimney hood / DC600SX

**Suction power:** 400 m<sup>3</sup>/h  
**Width (mm):** 600  
**Color:** Inox  
**Special characteristics:** 62 dB, 2 Aluminum Filters, 3 speeds



#### Cooker Hood / DD600SG

**Suction power:** 500 m<sup>3</sup>/h  
**Width (mm):** 600  
**Color:** Inox / Glass  
**Special characteristics:** 55 dB, 2 Aluminum Filters, 3 speeds



# Microwave ovens

## Hedonism comes in waves

The fast pace of the life we are living requires efficiency: with microwave ovens, you are choosing fast defrosting and cooking that will help you save more time. Still, it doesn't mean you can't savor every bite.







### Balanced defrosting

Whatever food you are defrosting, you can do it with a simple touch. Forget about still frozen or overcooked food coming out of the microwave.



### Easy cleaning

Our microwaves are easy to clean; they do not absorb moisture, smells or food aromas. No new dish will smell like the previous one!



### Crispy Grill

Prepare food that is crispy on the outside, but juicy inside! The new cooking feature will open a whole new world of taste.



### Digital clock

An elegant LED screen helps you keep an eye on the food preparation process. Use a timer to know the exact amount of time left until the dish is done.



Microwave oven / MW2030MW

**Capacity:** 20L  
**Color:** White  
**Control:** Mechanical  
**Defrosting:** Yes



Microwave oven / MW2030MB

**Capacity:** 20L  
**Color:** Black  
**Control:** Mechanical  
**Defrosting:** Yes



Microwave oven / MW2060MS

**Capacity:** 20L  
**Color:** Silver  
**Control:** Digital  
**Gril:** 1000W



Microwave oven / MW2391MB

**Capacity:** 23L  
**Color:** Black  
**Control:** Digital  
**Gril:** 1000W



Microwave oven / MW2030MS

**Capacity:** 20L  
**Color:** Silver  
**Control:** Mechanical  
**Defrosting:** Yes



Microwave oven / MW2060MW

**Capacity:** 20L  
**Color:** White  
**Control:** Digital  
**Grill:** 1000W



Microwave oven / MW2390MB

**Capacity:** 23L  
**Color:** Black  
**Control:** Digital  
**Gril:** 1000W





Tesla home appliances include a great number of models made to save energy and fit into any interior, with advanced features to help you have more free time, as well as professional support every step of the way. Visit our website to find out more about our portfolio, created for every day and every home.

**[www.tesla.info](http://www.tesla.info)**